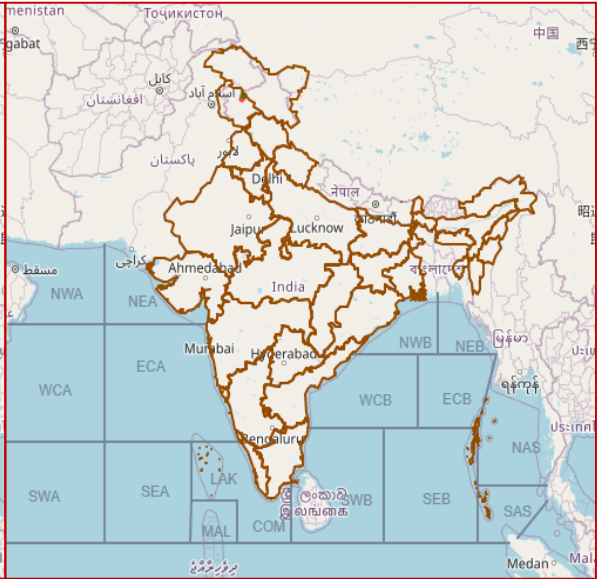
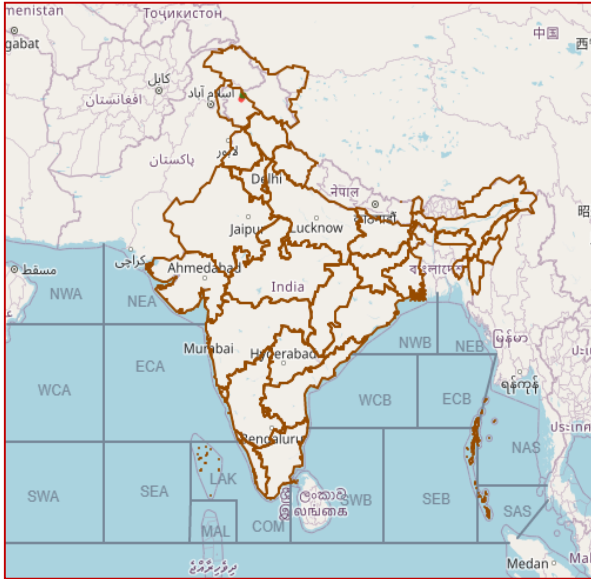


# Graphical Tropical Weather Outlook

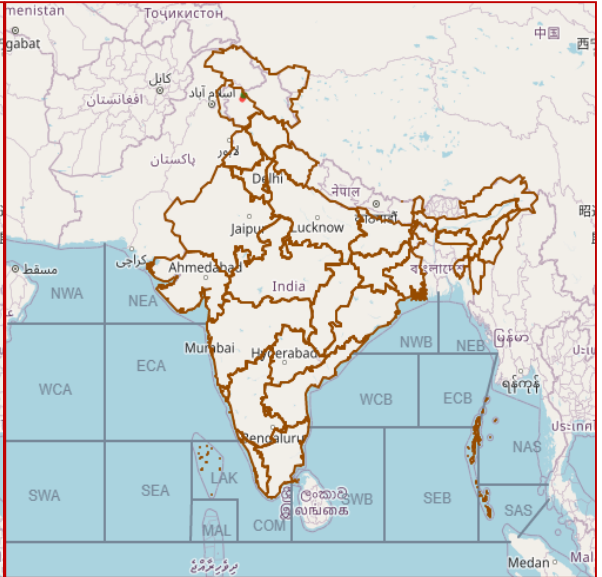
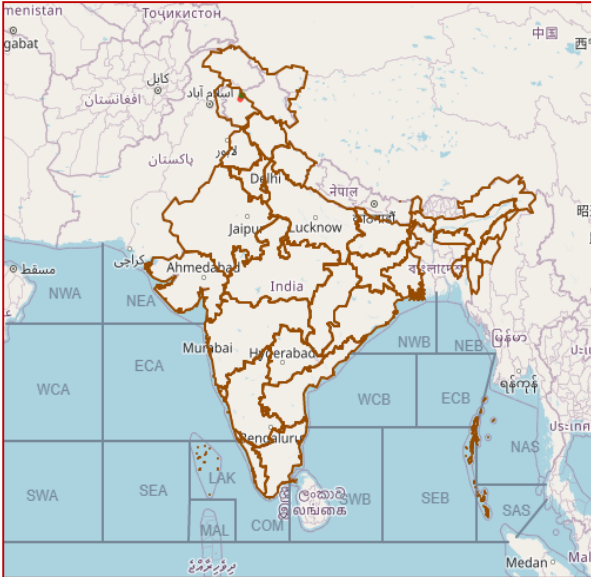
DAY-1: 15.07.2023/0600 UTC to 16.07.2023/0300 UTC

DAY-2: 16.07.2023/0300 UTC to 17.07.2023/0300 UTC



DAY-3: 17.07.2023/0300 UTC to 18.07.2023/0300 UTC

DAY-4: 18.07.2023/0300 UTC to 19.07.2023/0300 UTC

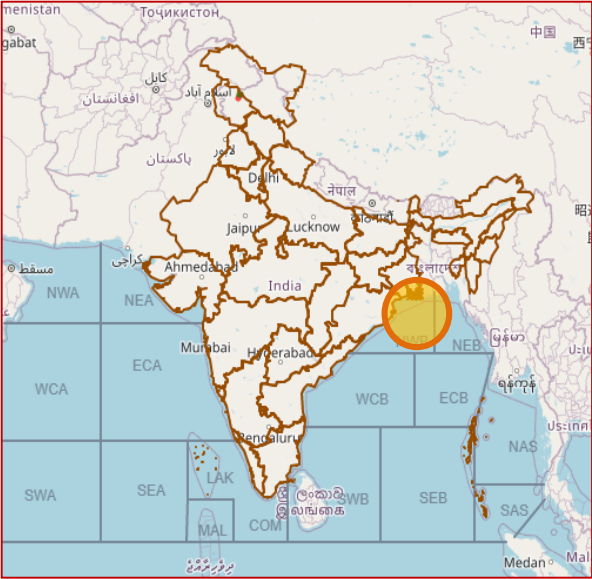





DAY-5: 19.07.2023/0300 UTC to 20.07.2023/0300 UTC

DAY-6: 20.07.2023/0300 UTC to 21.07.2023/0300 UTC



**DAY-7: 21.07.2023/0300 UTC to 22.07.2023/0300 UTC**



| Probability of Cyclogenesis | Color Code  |
|-----------------------------|---|
| Low (1-33%)                 |  |
| Moderate (34-67%)           |  |
| High (68-100%)              |  |